



LIQUID PIGMENTS




HOW TO USE
LP02

RUSTWIZARD



Standard method on flat surfaces.

Apply the product with brush or airbrush. Recommended, but not required, moisten the surfaces before application. The product flows differently according to the gloss degree of the surface upon which it is applied.




Applications with sponges and wet cloths.

As for these application techniques, we suggest to combine the use of our Agent Reflective PG110 that, rubbed on the darkest parts of the treated areas, gives realistic metallic effects. On already treated surfaces, it is also possible to simulate a chipping with the brush using a dark grey color, that will be brought out with the PG110.




Scratch streaking.

Place a small drop of Cleaner Lifecolor on the paint to soften it, soon after that, scrap or lift with a pit a small portion of color and from that position simulate rust casting.



Oil paint technique.

It is possible to overlap more tones directly on the model. Brush the Liquid pigments and, with a flat brush streak the shades to be blended.



Abandoned vehicles.

In order to obtain emphasis effects, abundantly apply the product with a brush. Start from the lighter tones and insist with further applications of color on color then mix, if required, at each coat. Let every Liquid Pigments single passage to dry to fully appreciate the result.

